



Bal Bharati
PUBLIC SCHOOL
NTPC, DARLIPALI

(An Institution of the Child Education Society(Regd.), New Delhi)

Holiday Homework



Class-I

Name:

Roll No.:





ENGLISH HOLIDAY HOMEWORK

Dear Students,

Let's have fun with English this holiday! Here are some interesting activities just for you:

1. Rainbow Alphabets

Write A to Z (capital and small letters) in rainbow colours!

Decorate the page with stars, flowers, or smileys.



2. Vocabulary Garden

Draw 5 flowers and write one new word in each flower.



3. Speak About Me

Practice speaking 5 sentences about yourself.

Example:

- a. My name is **[Your Name]**.
- b. I am **6 years old**.
- c. I study in **Class I**.
- d. I like to **draw and play with my toys**.
- e. I love my **family and my school** very much.

Note to Parents:

- This holiday homework is meant to be light and enjoyable.
 - Kindly assist your child in completing the tasks and encourage creativity.
 - A small file may be prepared to submit after the holidays.
- 
- 

MATHEMATICS HOLIDAY HOMEWORK

Note: Write Q1, 2 and 5 on your notebook.

Rest take print out and complete

1. Write the number names from 1 to 50.
2. Write and learn table of 2 to 5. (Two times)
3. Fill in the missing bricks of numbers



1		11				31		
2				22		32		42
3		13				33		
		14		24				44
5				25		35		
6		16				36		46
		17		27				
		18				38		
9				29		39		49
10		20				40		

4. Help the wise owl to find the number that comes after the given number.



49

30

40

24

29

4

37

45

3

17

9

26

35

39

36

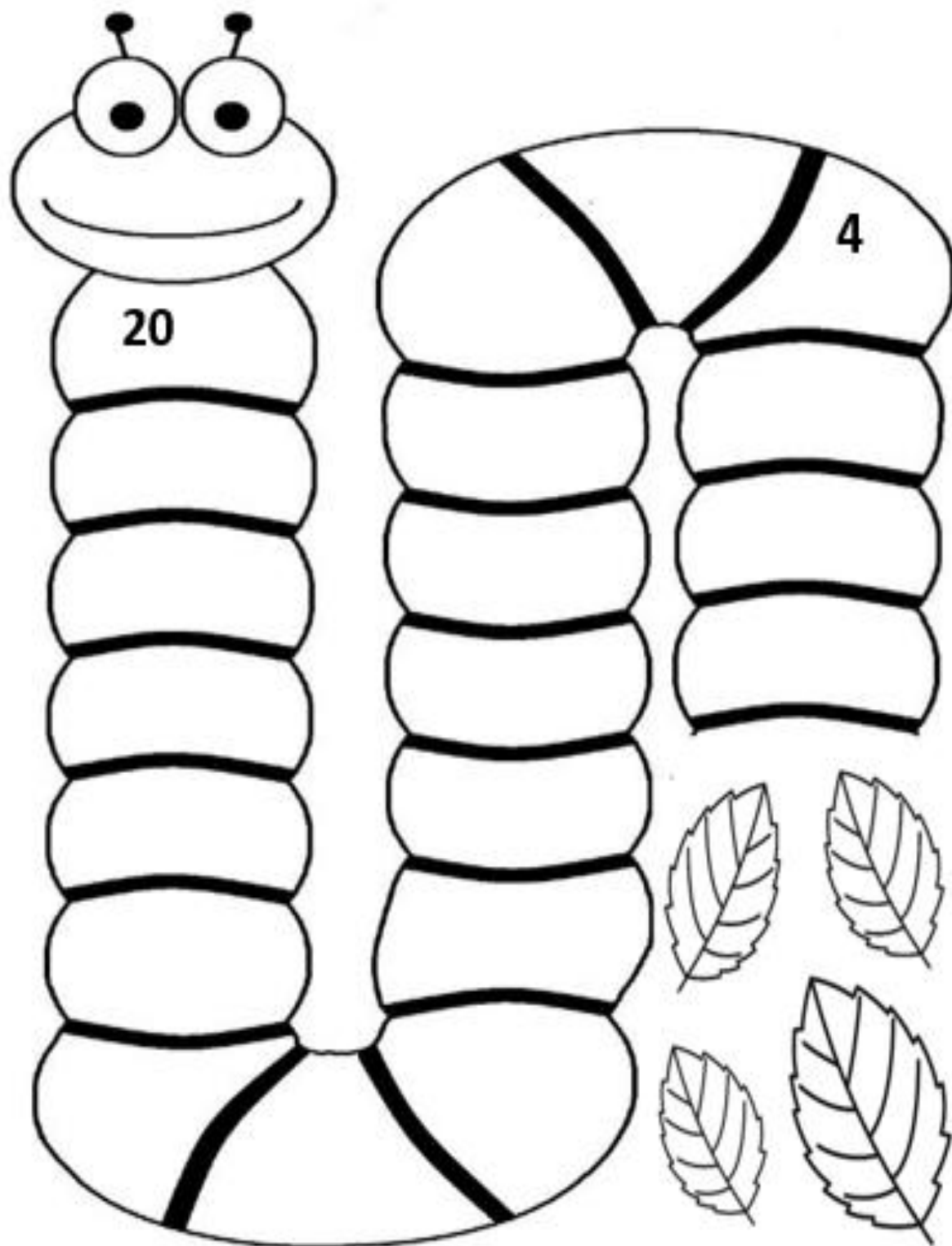
5

13

6

5. Draw and name 5 non standard units of length.

6. The caterpillar is hungry. Please help the caterpillar reach the leaves and eat them by counting backwards from 20 to 1. Also fill colour in the caterpillar



ODIA HOLIDAY HOMEWORK

୧ | ତଳେ ଦିଆଯାଇଥିବା ବର୍ଣ୍ଣ ଗୁଡ଼ିକୁ ପାଞ୍ଚ (5)ଥର ଅଭ୍ୟାସ କର ।

ଅ

ଆ

ଇ

ଈ

ଉ

ଊ

ଋ

ୠ

ଏ

ଐ

ଓ



HINDI HOLIDAY HOMEWORK

- रोज़ाना एक पृष्ठ सुलेख लिखिए। (Separate notebook)
- दसखड़ी चार्ट बनाइए और रोज़ाना पढ़िए। (Chart paper)
- आ से औ की मात्रा वाले शब्द पढ़िए।
- अपने परिवार के सभी सदस्यों के नाम आपका उनसे रिश्ता और आप उन्हें किस नाम से पुकारते हैं लिखिए और चित्र भी चिपकाइए। (Hindi Notebook)

EVS

HOLIDAY HOMEWORK

3D Model of 'My Dream Garden'

- **Take a shoe box or a cardboard sheet.**
- **Create a small 3D garden using clay, coloured paper, or waste materials.**
- **Add trees, flowers, a pond, and butterflies!**
- **Label important things like tree, flower, grass, bench, etc.**

COMPUTER

HOLIDAY HOMEWORK

Theme: Exploring Computers Around Us

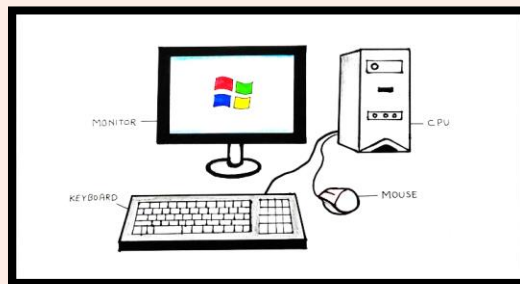
Dear Students,

Let's have fun with computers this holiday! Here are some interesting activities just for you:

1. Draw and Colour

Draw a picture of a computer and colour it nicely. Label the main parts (Monitor, Keyboard, Mouse, and CPU).

Example:



2. Computer in My Life

Paste or draw pictures of any 3 places where you have seen computers

(e.g., school, bank, shopping mall).

Parents can help you print or cut from magazines.

Note to Parents:

- This holiday homework is meant to be light and enjoyable.
- Kindly assist your child in completing the tasks and encourage creativity.
- A small file may be prepared to submit after the holidays.

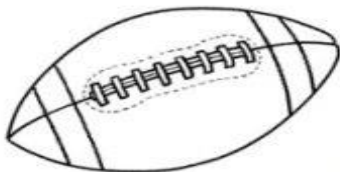
G.K
HOLIDAY HOMEWORK

"My Country Scrapbook"

Paste pictures and write two lines about the national flag, animal, bird, flower, etc. of any two countries of the world.

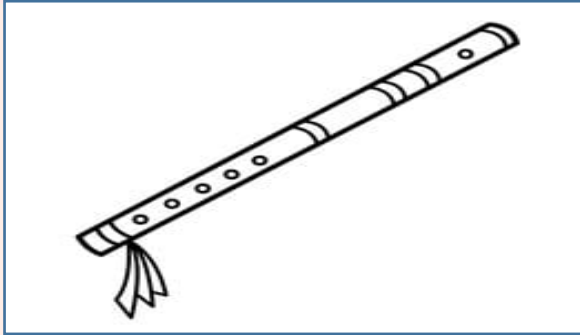
PHYSICAL EDUCATION
HOLIDAY HOMEWORK

Color and match.

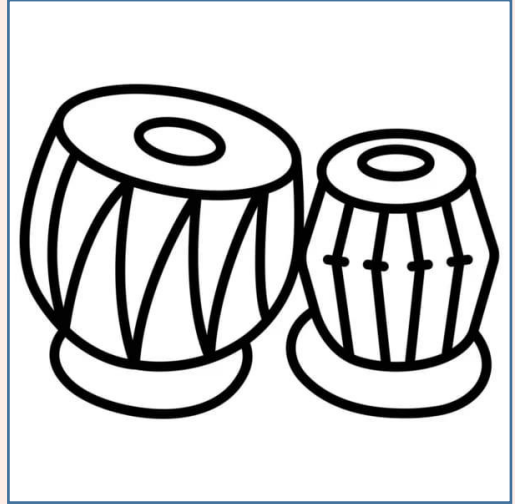


MUSIC HOLIDAY HOMEWORK


Color the picture and read the names of the instruments.



Flute



Tabla



Drum



Guitar

DANCE HOLIDAY HOMEWORK

Classical Dance dot to dot printable worksheet - Connect the Dots



ART & CART
HOLIDAY HOMEWORK



Bal Bharati
PUBLIC SCHOOL
DARLIPALI

Holiday homework


Class-I

Art

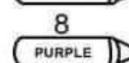
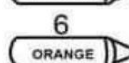
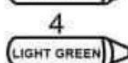
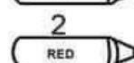
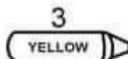
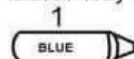
Name:

Date:

COLOR BY NUMBER FRUITS



Color Key



Print and color the image with wax crayons



LIBRARY HOLIDAY HOMEWORK

Do loud reading of the given moral story-

https://drive.google.com/file/d/11YoXrGrfOX7uvTrfN_TTP_hAAMw6P1ZNf/view?usp=drive_link